

FREMANTLE PRIMARY SCHOOL

an Independent Public School



Annual Report 2016

"Fremantle Primary School ticks all the boxes of a successful learning centre. My child feels safe, supported and challenged. Fremantle has a strong sense of community and heritage and Fremantle Primary encourages this legacy well. I'm a proud Freo Primary father."

2016 Parent Survey Response

Principal's Welcome

It is with great pleasure that I am able to present the 2016 Annual Report.

2016 was another terrific year for Fremantle Primary in an array of areas from academic to sporting and artistic successes. Our school community continued to gain popularity as numbers once again increased for the second consecutive year as projected enrolments for the 2017 school year look to be above 270 students.

Our teaching staff have enjoyed another year of great success both in and out of the classrooms and providing a great range of enriching learning experiences. Our non-teaching staff continued to provide the school with a wealth of support and their efforts on a daily basis are unrivalled.

The School Board has furthered their efforts monitoring the school's Business Plan and providing feedback to the school on a number of agenda items. The school was informed that our external review by the Department of Education Services would take place in 2018, a year after the anticipated review.

Our school's P&C were busier than ever in the 2016 school year and their extra-curricular events were frequently well attended and enjoyed by the school community. Their fundraising efforts have provided adequate funds to overhaul the school library – this eagerly anticipated project has seen the library transformed into a modern, inviting learning environment.

Students at Fremantle Primary continue to make working at this school an absolute pleasure. From the friendly and warm welcomes in the morning to a cheery goodbye in the afternoon, it is with honesty and sincerity that I boast about the "great kids" at Fremantle Primary.

It is my endeavour that this report will provide you with an overview of our outstanding school community – the successes we enjoy in a range of areas and the areas of development needed in 2017.

Our simple yet effective school motto of 'Learning, Fun and Friendship' encapsulates this wonderfully unique school community.

In partnership,

Hayden O'Mara



2016 SCHOOL BOARD REPORT

What busy year 2016 was for Fremantle Primary School (PS)!

As you will be aware, Fremantle Primary School became an Independent Public School (IPS) at the start of the 2015 academic year.

An essential part of a school's transition to IPS was the establishment of a School Board. These elected members work closely with the Principal and community to achieve the best outcomes for students.

The School Board plays an integral role in the strategic direction of the school and the development of the school's three year Business Plan (2015-17) that articulates the key focus areas and priorities and reflects the aspirations and needs of the community.

BUSINESS PLAN DEVELOPMENT AND MONITORING

A huge amount of work was done in 2015 to establish protocols for the Board, as well importantly collectively agreeing the new school vision, mission statements, values and key strategic priority areas.

Crucially, the Board also produced a Business Plan for 2015-17. This was a massive undertaking and took a great deal of thought and discussion. The Business Plan outlines specific areas that the Board wants to target to further improve the academic performance and social development of all pupils over this period.

In 2016, the main focus of the Board has been to monitor the schools progress against the targets set in the Business Plan.

OTHER KEY ACHIEVEMENTS OF FREMANTLE PRIMARY SCHOOL BOARD IN 2016

- Development of a monitoring spreadsheet to track school performance against business plan targets;
- Review of Fremantle PS's 2016 NAPLAN performance;
- Implementation of ways to raise Board visibility: establishment of a Board noticeboard to promote who we are to the school community and an article in each school newsletter promoting what has occurred in Board meetings;
- Development of a parent survey and assessment of the findings;
- Agreement to implement AUSLAN as LOTE;
- Links with the Boards of other schools such as Subiaco PS to learn from their good practice and identify key measures to consider implementing at FPS;
- Improved understanding of the Delivery and Performance Agreement (DPA) and the Development of a self-review document to ensure we are meeting and evidencing all our contractual obligations in the DPA;
- Review and approval of new school policies for: Evacuation, Dress Code and Personal Items, Class Placement and Policy Procedures, and the Behaviour Management Policy;

- Discussion of specialist subjects – although this was purely for discussion not decision purposes as it is an operational matter that the school has final say on rather than a strategic decision;
- Knowledge building for board members regarding on- entry assessment and the approval of additional funds for this;
- Review and approval of personal items for 2016;
- Approval of voluntary contributions and charges for 2016;
- Board self-reflection survey to review our performance in 2016;
- Approval of the use of school facilities for out of school activities such as Drama and yoga classes;
- Development and endorsement of a Workforce Plan;
- Regular review of finances including Student-Centred Funding, 2016 Reserves Account planning and the 2107 Preliminary Budget;
- Approval of dates for school development days for 2017 and
- Election and induction of 4 new parent members.

I would like to give my sincere thanks to all parents and staff who have given up their precious time to be members of the School Board.

I have no doubt that this group of committed and conscientious parents and staff will continue to provide valuable support throughout 2017, thus helping Fremantle Primary School build on its solid foundation and embrace the opportunities provided though IPS.

Emma Herrick,
Board Chair



P&C President's Report 2016

It has been a significant and busy year for Fremantle Primary School's P&C.

We held a series of four sponsored movie nights with professional quality screen and sound, a whole-school disco, a stargazing evening with telescopes from the Perth Observatory, a grown-ups night out where we let out our inner bogan, the annual lap-a-thon, and two election day cake stalls/sausage sizzles.

We have also seen the fruits of many years of fundraising (and months of careful planning by the Library Committee) in the wonderful refurbishment and renovation of the library.

Additionally, the P&C:

- Held a free sausage sizzle for all families to welcome children back to school in 2016, and a welcome to school picnic in 2017
- Purchased a glass-encased school noticeboard to assist with whole-school communication
- Contributed to the purchase of musical instruments for classrooms
- Funded and organised a busy bee in which the school grounds were improved with new pots, landscaping and plants
- Purchased new wooden benches and a bag stand for the basketball courts
- Funded the installation of the bike circuit in the Early Childhood Centre
- Purchased 100 chairs and 50 tables for the new undercover area, to be used at school functions for years to come
- Contributed \$1000 towards the purchase of choral risers for the stage so that all children can be seen up on stage
- Subsidised the Year 5 Zoo camp and the Year 6 camp in Dwellingup
- Organised and paid for the FREE new faction t-shirts for all children in the school in 2016
- Co-ordinated a whole school art project that was then transferred to T-shirts and tote bags
- Ran the uniform shop, offering school uniforms at affordable prices

On a sad note, however, in August 2016 the P&C at a special general meeting had to consider the Canteen Committee's recommendation that we cease operating the canteen. This motion was passed by a large majority, and consequently the canteen ceased operating as a P&C run entity at the end of Term 3 2016. Reasons for this were discussed in detail at the time; in short, the expectations parents had for the canteen service were not matched by their willingness or ability to volunteer to enable that level of service to be sustained. A small handful of parent volunteers worked very hard to make it succeed, but without a broad support base of other parent volunteers, it was not sustainable.

Our treasurer Mark Quartermaine diligently ensured the P&C's employee Sandy was treated generously and in accordance with her employment contract with regards to her entitlements at the termination of her employment contract. Responsibility for the canteen service was, at the August 2016 special general meeting, handed over to the school. However to date the P&C has still maintained some canteen service for the school community by arranging for the online ordering via John Curtin College of the Arts canteen to fill the gap.

Thank you.

Best wishes to the new P&C office bearers and executive.

Lou Wales.

VISION:

Fremantle Primary School is a contemporary learning community which empowers students to be active and engaged citizens.

MISSION STATEMENTS:

- INCLUSIVITY: Creating a safe inclusive place where individuals can take risks and have the opportunity to shine.
- EXCELLENCE: Teaching and learning that enables individual excellence.
- CONNECTEDNESS: Developing a sense of place in our community and our world.
- SUSTAINABILITY: Respecting our past and taking responsibility for our future.

VALUES

- INTEGRITY: Honesty, trustworthiness, responsibility, accountability.
- CARE: Empathy, tolerance, kindness, inclusivity.
- RESPECT: Self, others and place.
- PERSEVERENCE: Determination, resilience, endeavour, achievement, challenge.
- CURIOSITY: Eagerness, inquiry, innovation, creativity.



Strategic Areas

1. *Every child is a successful student*
 - *Striving for excellence in Literacy and Numeracy*
 - *STEM (Science, Technology, Engineering and Mathematics) as a whole school focus*
 - *ICT (Information and Communications Technology) embedded and balanced in the curriculum*
 - *Early intervention and support for SAER (Students at Education Risk)*
 - *A dynamic and inclusive arts programme*
2. *High quality Teaching and Leadership*
 - *Proficiency of explicit teaching of Literacy and Numeracy skills*
 - *An inquiry based approach to HASS (Humanities and Social Sciences) & Science*
 - *Strong ethical and collective school leadership team*
 - *A responsible and accountable school governance body*
3. *Beneficial Partnerships*
 - *Maintain and strengthen positive school and wider community partnerships*
 - *Promotion of Fremantle Primary School as a school of choice*
4. *School Environment*
 - *Contemporary and vibrant school environment*
 - *A focus on sustainability*
 - *Safe and inclusive*

School Profile

Fremantle Primary School is a unique learning community nestled in the heart of Fremantle, Western Australia's bustling and vibrant port city. With a rich diversity of cultural, artistic and sporting facilities within walking distance, students are privy to an array of options uniquely available for an inner-city school. Our school grounds host new and challenging play equipment suitable for all ages and we also enjoy a shared play facility with the City of Fremantle.

Students make the most of the open areas playing a variety of sports in an all-encompassing manner. Fremantle Primary School has a deep history that is celebrated, shared and taught. The school built in 1904 was originally located on a site in South Terrace, now occupied by the Fremantle Hospital; this original school still exists within the hospital buildings. The current buildings were constructed in 1962. Ongoing infrastructure developments ensure Fremantle Primary provides all families with up-to-date facilities and a welcoming learning environment. Our Undercover Area has been extended and enclosed with additions of a new canteen and sports storeroom.

Student Leadership Team

Fremantle Primary places great importance on students as leaders in our school community and furthermore offers this opportunity to a number of students in our Year 6 cohort both in Semester one and two. Student Councillors and Faction Captains alike are called upon to complete a number of tasks whether this be at whole-school level or within the classroom.



Student Councillors

Harry, Charlotte, Olivia, Saffiya, Priya, Eva

Faction Captains

Ruby, Hamlett, Kurt, Gypsea, Sophie, Lloyd

Student Population

Student Numbers

(as at 2016 Semester 2)

Primary	Kin	PPR	Y01	Y02	Y03	Y04	Y05	Y06	Total
Full Time	(19)	30	19	30	29	38	24	20	209
Part Time	36								

Note: The Kin Full Time student figure represents the Full Time Equivalent of the Part Time students

	Kin	PPR	Pri	Sec	Total
Male	21	13	76		110
Female	15	17	84		116
Total	36	30	160		226

	Kin	PPR	Pri	Sec	Total
Aboriginal	3		1		4
Non-Aboriginal	33	30	159		222
Total	36	30	160		226

Attendance

	School	Like Schools	WA Public Schools
2014	94.2%	94.7%	92.1%
2015	93.8%	95.4%	92.7%
2016	94.2%	95.3%	92.6%



Data Analysis

Fremantle Primary attendance rates are comparable to WA Public Schools but yet are not as respectable as 'Like Schools'. It is pleasing to see improvements from 2015 yet the school has identified the number of unexplained absences is an area in need of attention in the 2017 school year.

Destination Schools

Destination Schools	Male	Female	Total
4045 South Fremantle Snr High School	4	1	5
4025 John Curtin College Of The Arts		4	4
1368 Seton Catholic College	1	2	3
1063 Cbc Fremantle	2		2
1121 Iona Presentation College		2	2
1277 All Saints' College	1		1
4132 Cecil Andrews College	1		1
4034 Melville Senior High School		1	1
4042 Perth Modern School	1		1
1147 Presbyterian Ladies College		1	1
1171 Scotch College	1		1
4168 Shenton College	1		1
1122 St Hilda's Anglican Sch - Girls		1	1

Data Analysis

The above data indicates the varied schools that our students attend after leaving Fremantle Primary.

Behaviour

Once again it is a pleasure to include this table in our Annual Report which highlights our outstanding student's behaviour and student management.

	2016
% of Students Suspended	0

Staff Profile

Fremantle PS has a group of dedicated and highly professional staff. Many staff at Fremantle PS have offered the school many years of continued service which gives indication of an enjoyable work place. In 2016 we welcomed a number of new staff to our team to meet the increasing student population – these staff were merit selected based on their current skill set and the ability to meet the needs of the school.

All teaching staff meet the professional requirements to teach in Western Australian public schools and can be found on the public register of teachers of the Teacher Registration Board of Western Australia.

Staff are offered a variety of leadership tasks and professional learning opportunities throughout the year and with a number of staff at Senior Teacher status their expertise and knowledge is highly valued.

<u>Staff Numbers</u>			
	No	FTE	AB'L
Administration Staff			
Principals	1	1.0	0
Deputy Principals	1	1.0	0
Total Administration Staff	2	2.0	0
Teaching Staff			
Other Teaching Staff	21	13.8	0
Total Teaching Staff	21	13.8	0
School Support Staff			
Clerical / Administrative	2	1.6	0
Gardening / Maintenance	1	0.5	0
Other Non-Teaching Staff	12	6.6	0
Total School Support Staff	15	8.7	0
Total	38	24.5	0

Learning Environment

Fremantle Primary School offers a highly engaging teaching and learning environment to all students. Students enjoy specialist subject areas in modern, purpose built Art, Science and Music Rooms while the school grounds remain aesthetically pleasing. In 2017 our historical Kindy cottage will be reinvigorated to meet the demands of our increasing student enrolments.

Specialist support teachers provide programs in the areas of:

- Science
- Physical Education
- Visual Arts
- Italian



Further extension opportunities are provided through Primary Extension and Challenge (PEAC) for selected year 5&6 students.

NAPLAN Test Performance

Comparative Performance for Year 3 & 5

Year 3	Performance						Students					
	2011	2012	2013	2014	2015	2016	2011	2012	2013	2014	2015	2016
Numeracy	-1.0	-2.0	-0.4	0.6	2.1	-0.8	22	30	22	23	33	27
Reading	-0.3	-0.7	0.0	0.6	0.3	-0.1	22	31	22	23	33	27
Writing	-0.9	-1.6	-0.8	-0.7	-0.4	-1.2	22	31	22	23	33	27
Spelling	-0.9	-1.6	-0.1	-0.3	-0.2	-0.9	22	31	22	23	33	27
Grammar & Punctuation	-1.5	-1.1	-0.5	-0.9	0.2	-1.1	22	31	22	23	33	27

Year 5	Performance						Students					
	2011	2012	2013	2014	2015	2016	2011	2012	2013	2014	2015	2016
Numeracy	0.4	-0.6	1.6	2.2	2.4	-0.2	21	26	21	24	14	23
Reading	0.5	-0.2	2.3	1.7	2.4	-0.2	22	25	20	24	15	23
Writing	0.4	0.3	1.6	0.9	0.7	-0.4	22	26	20	23	15	23
Spelling	0.5	-0.8	-0.8	1.5	0.2	-0.2	21	25	20	24	15	23
Grammar & Punctuation	0.8	-0.4	2.2	2.5	0.9	0.1	21	25	20	24	15	23

Year 3 Individual Test Performance

WA Public Schools	Year 3 Numeracy					
	School			Like Schools		
	2014	2015	2016	2014	2015	2016
Top 20%	48%	73%	41%	45%	44%	44%
Middle 60%	52%	27%	56%	52%	51%	50%
Bottom 20%	0%	0%	4%	3%	4%	6%

WA Public Schools	Year 3 Reading					
	School			Like Schools		
	2014	2015	2016	2014	2015	2016
Top 20%	57%	45%	37%	49%	45%	44%
Middle 60%	35%	52%	63%	47%	51%	52%
Bottom 20%	9%	3%	0%	4%	4%	5%

WA Public Schools	Year 3 Writing					
	School			Like Schools		
	2014	2015	2016	2014	2015	2016
Top 20%	26%	33%	30%	47%	46%	52%
Middle 60%	74%	64%	63%	48%	50%	43%
Bottom 20%	0%	3%	7%	5%	4%	5%

WA Public Schools	Year 3 Spelling					
	School			Like Schools		
	2014	2015	2016	2014	2015	2016
Top 20%	35%	30%	22%	44%	41%	39%
Middle 60%	57%	70%	74%	52%	54%	57%
Bottom 20%	9%	0%	4%	4%	5%	4%

WA Public Schools	Year 3 Grammar & Punctuation					
	School			Like Schools		
	2014	2015	2016	2014	2015	2016
Top 20%	30%	39%	19%	48%	43%	41%
Middle 60%	61%	61%	78%	47%	54%	53%
Bottom 20%	9%	0%	4%	5%	4%	6%

Year 5 Individual Test Performance

WA Public Schools	Year 5 Numeracy					
	School			Like Schools		
	2014	2015	2016	2014	2015	2016
Top 20%	58%	50%	39%	51%	48%	46%
Middle 60%	38%	50%	57%	46%	50%	49%
Bottom 20%	4%	0%	4%	3%	2%	4%

WA Public Schools	Year 5 Reading					
	School			Like Schools		
	2014	2015	2016	2014	2015	2016
Top 20%	54%	47%	43%	48%	44%	43%
Middle 60%	42%	53%	57%	47%	52%	53%
Bottom 20%	4%	0%	0%	5%	4%	4%

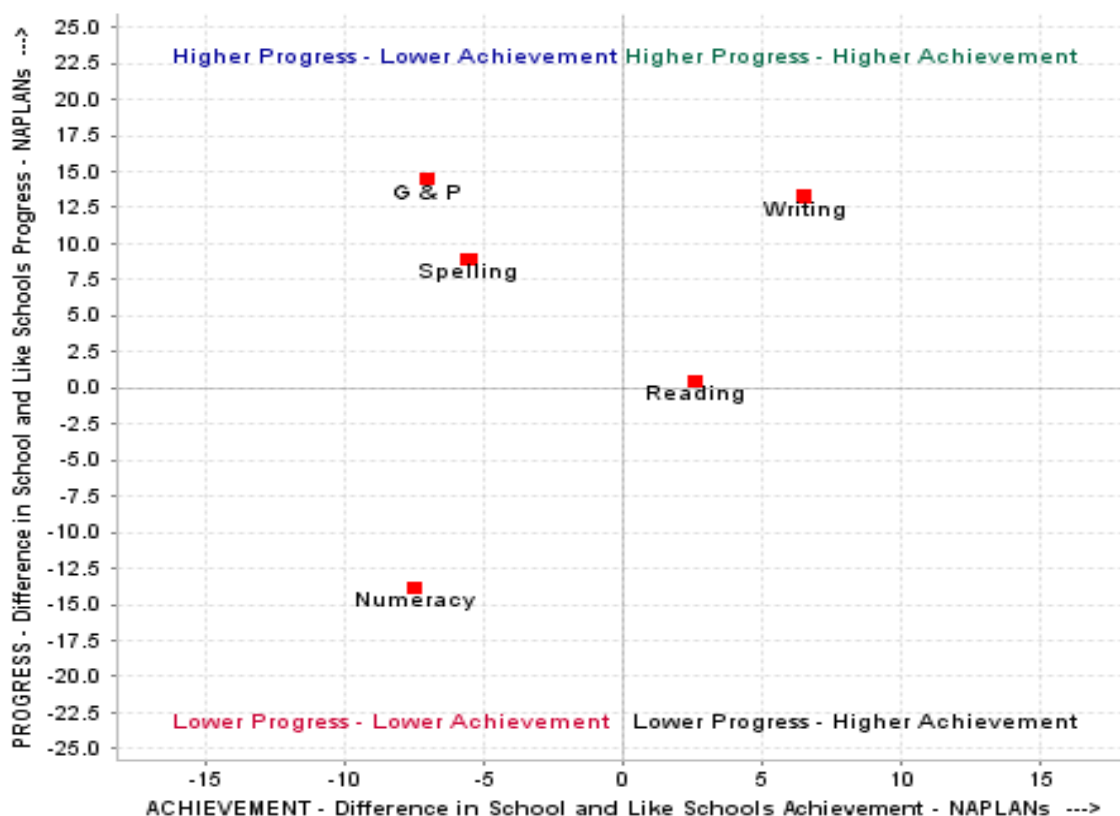
WA Public Schools	Year 5 Writing					
	School			Like Schools		
	2014	2015	2016	2014	2015	2016
Top 20%	52%	40%	43%	44%	40%	48%
Middle 60%	48%	60%	35%	51%	57%	48%
Bottom 20%	0%	0%	22%	4%	3%	4%

WA Public Schools	Year 5 Spelling					
	School			Like Schools		
	2014	2015	2016	2014	2015	2016
Top 20%	42%	40%	30%	44%	40%	42%
Middle 60%	50%	53%	52%	50%	57%	53%
Bottom 20%	8%	7%	17%	6%	3%	4%

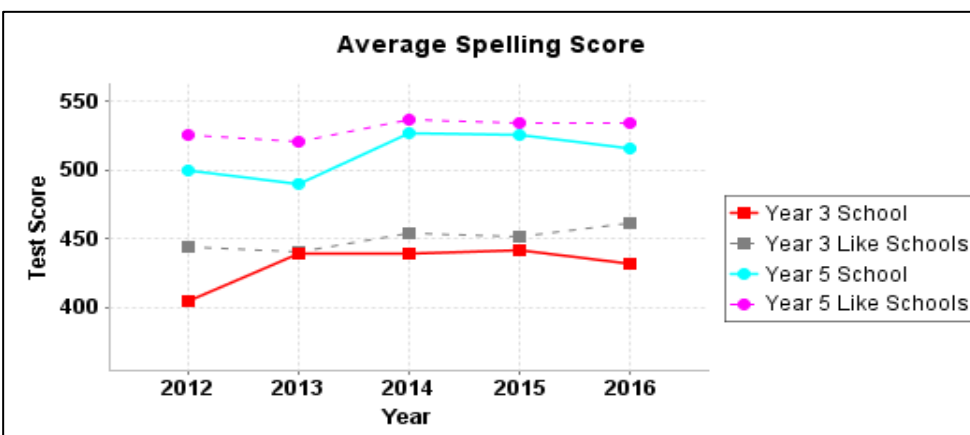
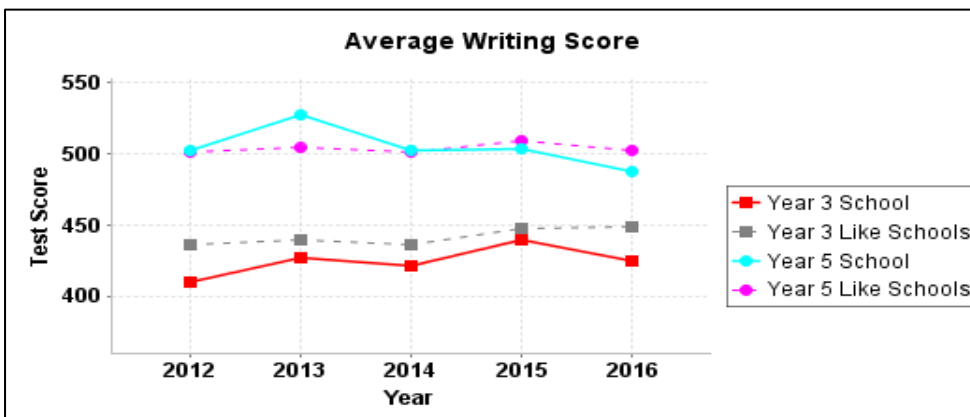
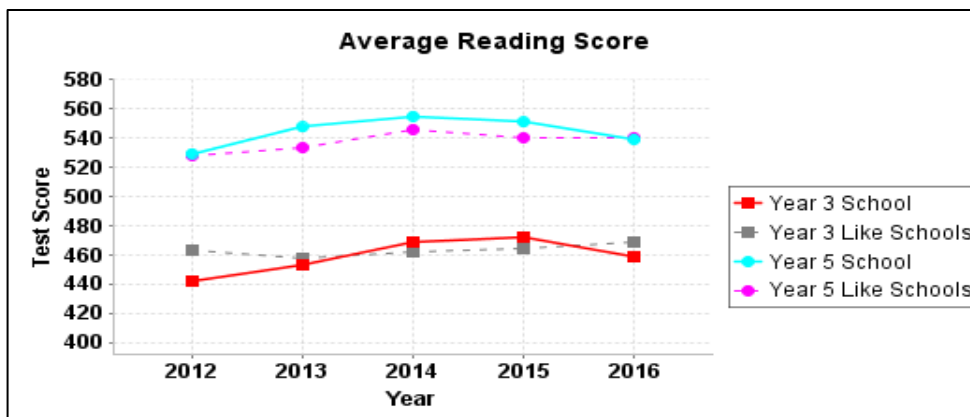
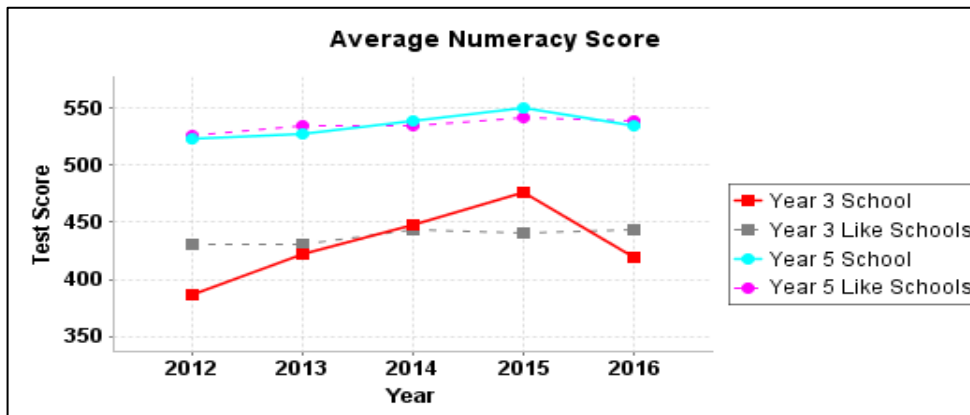
WA Public Schools	Year 5 Grammar & Punctuation					
	School			Like Schools		
	2014	2015	2016	2014	2015	2016
Top 20%	54%	47%	39%	47%	50%	42%
Middle 60%	38%	53%	52%	49%	47%	54%
Bottom 20%	8%	0%	9%	4%	3%	4%

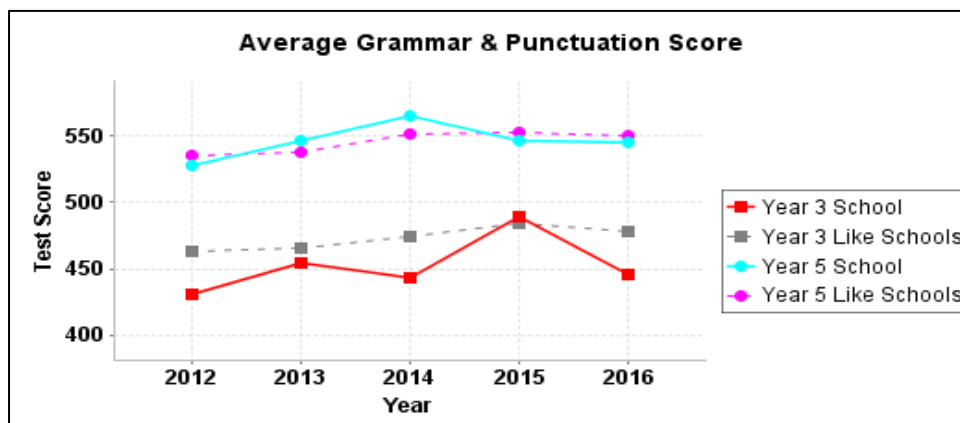
Student Progress and Achievement Compared with Like Schools

NAPLAN Year 3 2014 to Year 5 2016



NAPLAN Longitudinal Summary





Summary Statement of Student Performance

Comparative Performance -

Fremantle Primary data in the area of “comparative performance” is sound in most areas with noted concerns highlighted in both Writing and Grammar and Punctuation in the Year 3 results being more than one standard deviation below the expected school mean. This warranted the school’s immediate attention and as a result the school employed a support teacher 0.4FTE to work with staff and students to improve in these areas. The staff will work to make improvements in these two areas to arrest the decline in results and look to improve to ‘above’ the predicted school mean.

Individual Test Performance –

Data indicates a low number of students within the bottom 20% which remains pleasing. Overall the data shows comparable performance in both the top 20% and middle 60% to like schools in most tested areas. Staff have identified a large cohort performing within the middle 60% and have expressed the need to move students to the top 20%.

Further data interrogation in relation to specific students and cohorts should guide the school’s 2017 operational planning.

Progress and Achievement

The data that compares the same tested cohort from 2014-2016 shows overall pleasing results. Grammar and Punctuation, Spelling, Reading and Writing all give clear indication of students making “higher progress” with two of four areas showing both higher progress and achievement. This indicates the school’s focus on improvement in these areas in the past two years have allowed students to make sound progress. Whilst Numeracy test results appeared as a highlight in the 2015 NAPLAN assessment the progress data would indicate that the cohort have both lower progress and lower achievement in comparison to like schools.

Recommendations for 2017 – Future Development

- Support staff employed for both K-2 and 3-6 cohorts
- Greater level of rigour and opportunity for enrichment for students performing at level
- Agreed and connected practices are embedded in the school
- Multi-lit program is reinvigorated to utilise skill set of parents and school staff

NAPLAN Alignment to Grade Allocations

[The table provides an overview of the alignment of students' NAPLAN results (in terms of the NAPLAN First Cut Achievement Categories) to their teacher grade allocations. It is unreasonable to expect a perfect alignment of the NAPLAN results to the grade allocations due to a variety of reasons.]

	2016 (Semester 1)					2016 (Semester 2)				
	Students / (%) of students with alignment results	Alignment Result		Results not Aligned		Students / (%) of students with alignment results	Alignment Result		Results not Aligned	
		WA Public School (WAPS) Mean and (SD)	School Compared to the WAPS Mean	NAPLAN Result is below the Grade Allocation *	NAPLAN Result is above the Grade Allocation *		WA Public School (WAPS) Mean and (SD)	School Compared to the WAPS Mean	NAPLAN Result is below the Grade Allocation *	NAPLAN Result is above the Grade Allocation *
Year 3										
Mathematics / Numeracy	28 (96%)	63% (11%)	52% (11% Below)	15%	33%	28 (96%)	66% (10%)	63% (3% Below)	22%	15%
English / Reading	28 (96%)	63% (11%)	63% (At)	7%	30%	28 (96%)	69% (11%)	81% (12% Above)	7%	11%
English / Writing	28 (96%)	46% (13%)	56% (10% Above)	15%	30%	28 (96%)	55% (12%)	56% (1% Above)	15%	30%
Year 5										
Mathematics / Numeracy	23 (100%)	63% (10%)	61% (2% Below)	22%	17%	24 (92%)	63% (11%)	61% (2% Below)	26%	13%
English / Reading	23 (100%)	64% (10%)	61% (3% Below)	9%	30%	24 (92%)	67% (11%)	73% (6% Above)	9%	18%
English / Writing	23 (100%)	65% (9%)	61% (4% Below)	30%	9%	24 (92%)	66% (9%)	61% (5% Below)	35%	4%

Highlights and Celebrations

Incursions and Excursions

- Year 6 Camp to Dwellingup
- Year 5 Perth Zoo Camp
- Aboriginal Culture presentation
- Book Week Visiting Authors
- Coast Care excursions
- Kings Park excursion
- Shipwreck Gallery excursion
- Book Week play
- Scitech Incursion
- Pobblebonk Swamp excursion
- Fremantle Prison excursion
- Cinderella Excursion
- Fremantle Arts Centre excursion
- Many other classroom incursions and excursions



Music and the Arts

- SIMS Instrumental Music Program
- Massed Choir
- Junior Choir performances
- Christmas Window Display – MANY Building
- Christmas Concert
- Edu-Dance Concert
- Salaka African Beats Incursion
- Barry Peters Music / Environment Incursion
- Music Room Program
- Choir Hospital performance
- 'Christmas Spirit' – City of Fremantle
- 'Music, Count Us In' event.

School Rejuvenation and Partnerships

- Undercover Area extensions and Opening by Minister
- Low Carbon Schools Program
- Library Upgrade
- Garden Bed installation
- New school signage
- University of Notre Dame visits and practicums
- Installation of ECE bike track
- Fremantle Dockers Player Visits
- P&C Movie Nights
- Vegetable Gardens
- P&C Bogan Bingo
- University of Portland practicums
- Gardening Busy Bees
- EdConnect - School Volunteer Project



Sport

- SEDA Dockers Football Clinic
- Hot Shot Tennis Clinics
- Lacrosse Clinics
- T20 Blast Cricket – Champion Boys
- Interschool Athletics – Champion School and Champion School (Team Games)
- Inaugural Faction Swimming Carnival
- Faction Athletics Carnival
- Interschool Cross-Country – Runners Up
- Edu-Dance Program
- Interschool Netball – Champion School
- Interschool AFL – Champion School
- Interschool Soccer – Runner Up School
- T20 Regional Championships
- PP – Yr 6 Swimming Lessons
- Junior Goals Soccer Clinics

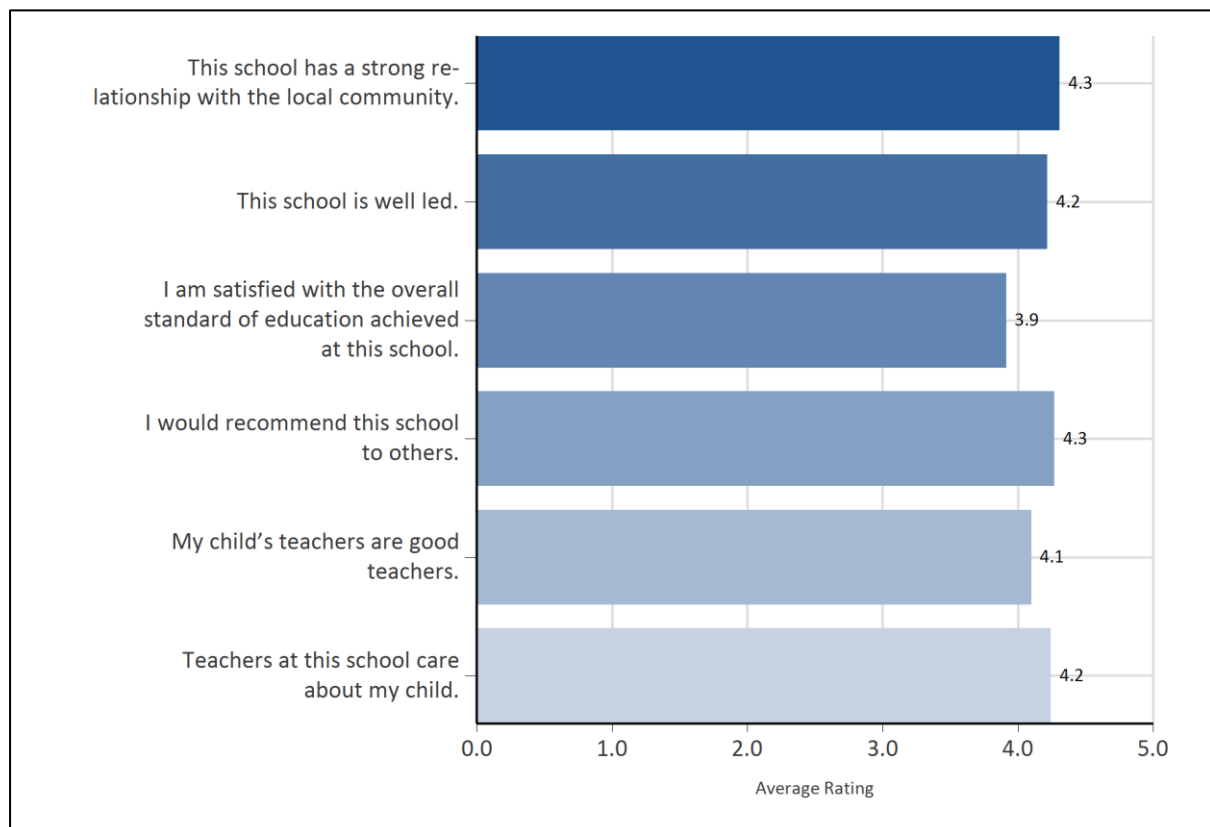
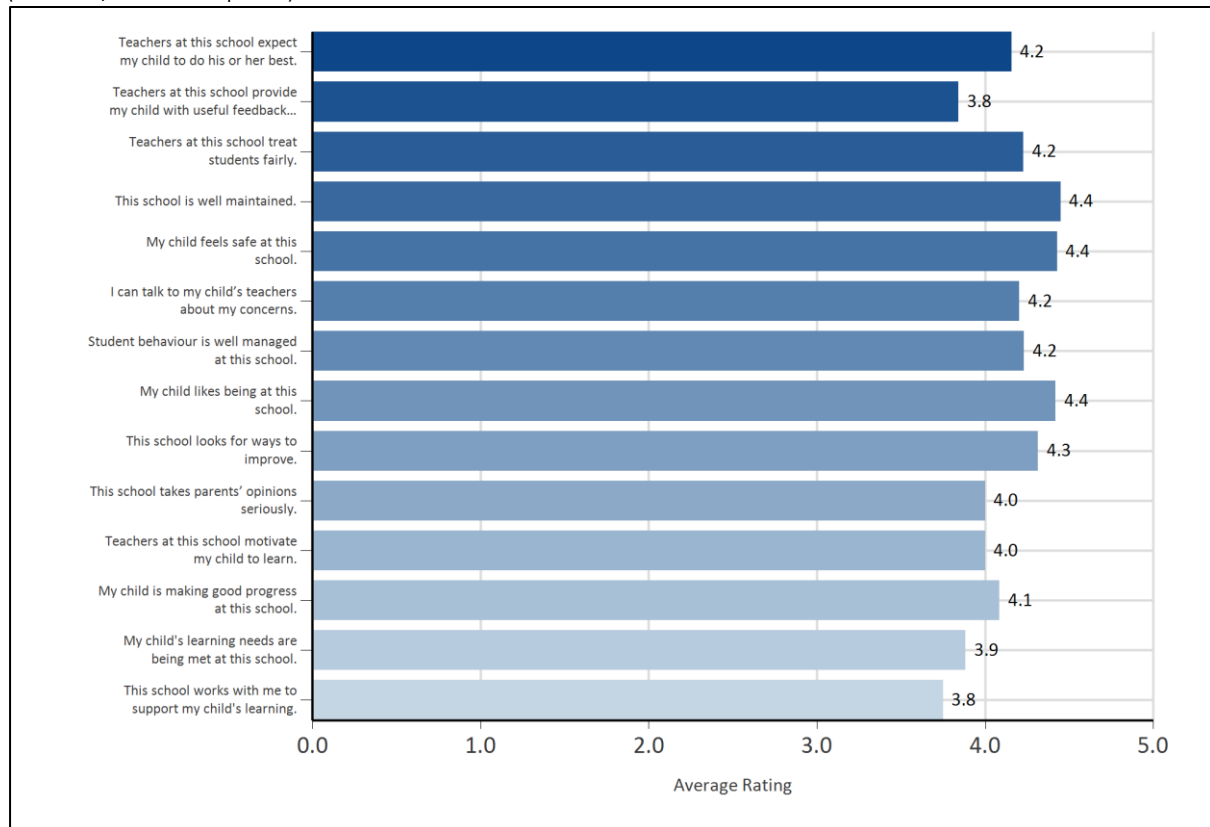


Other Special Events and Programs

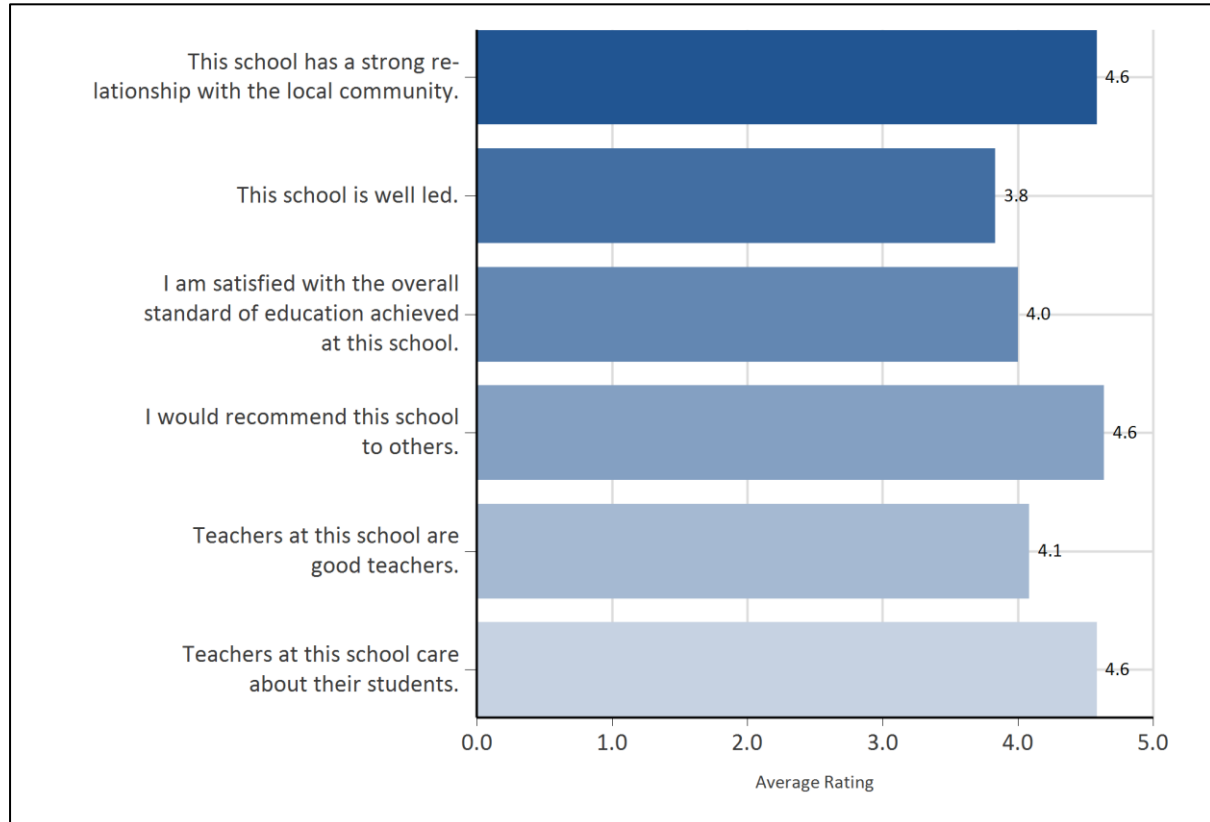
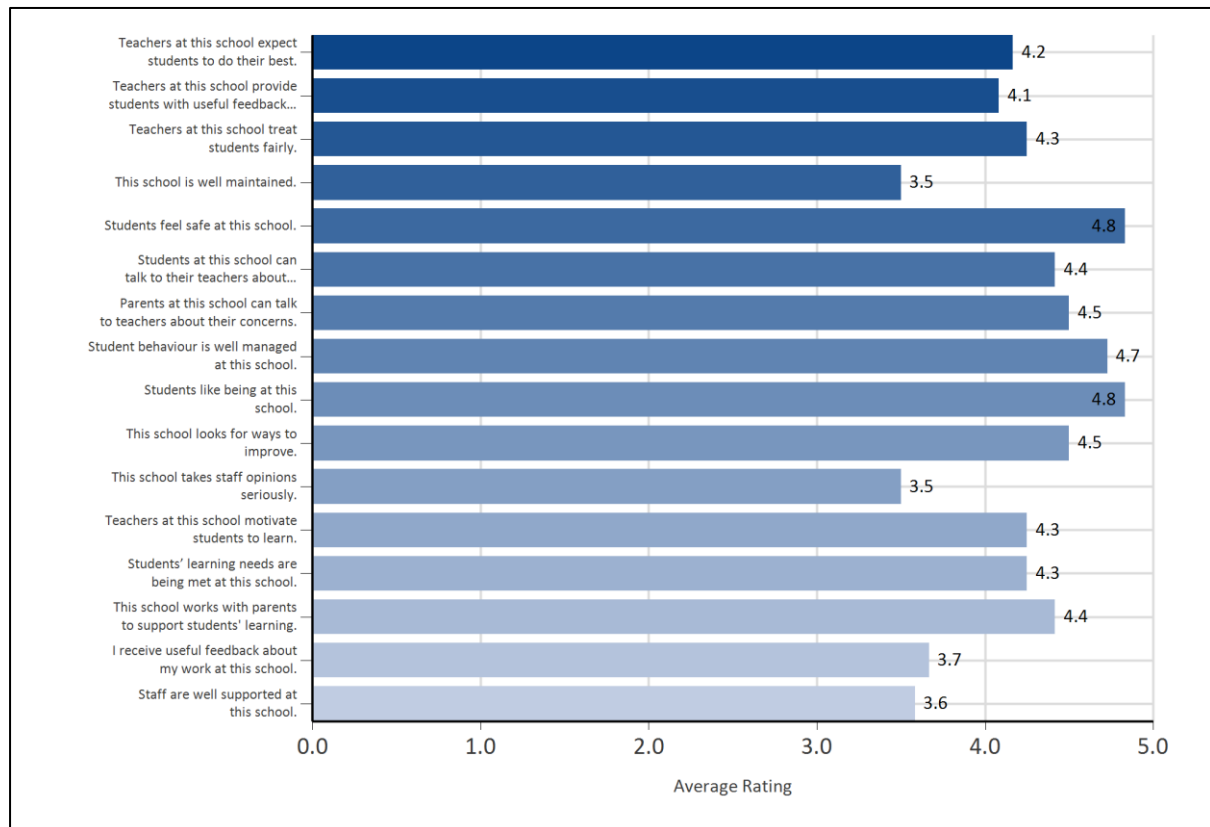
- Primary Extension and Challenge (PEAC) program
- Italian Festival Competition
- Science Day
- Astronomy Night
- Reading Eggs
- Athletics
- Day for Daniel
- “ClueDunnit” Mystery Competition
- ANZAC Service / Assembly
- Lapathon
- Australian Maths Competition
- Pirate Day
- Waterwise Schools
- Wastewise Schools
- Book Week Parade
- Kindy Morning Tea and Orientation Days
- Faction Name Revamp / Competition
- Footy Colours Day
- Crunch and Sip
- School Discos
- Science Open Afternoon
- Parent Morning Tea
- P&C Welcome Barbecue
- The Great Book Swap

Parent National Schools Opinion Survey

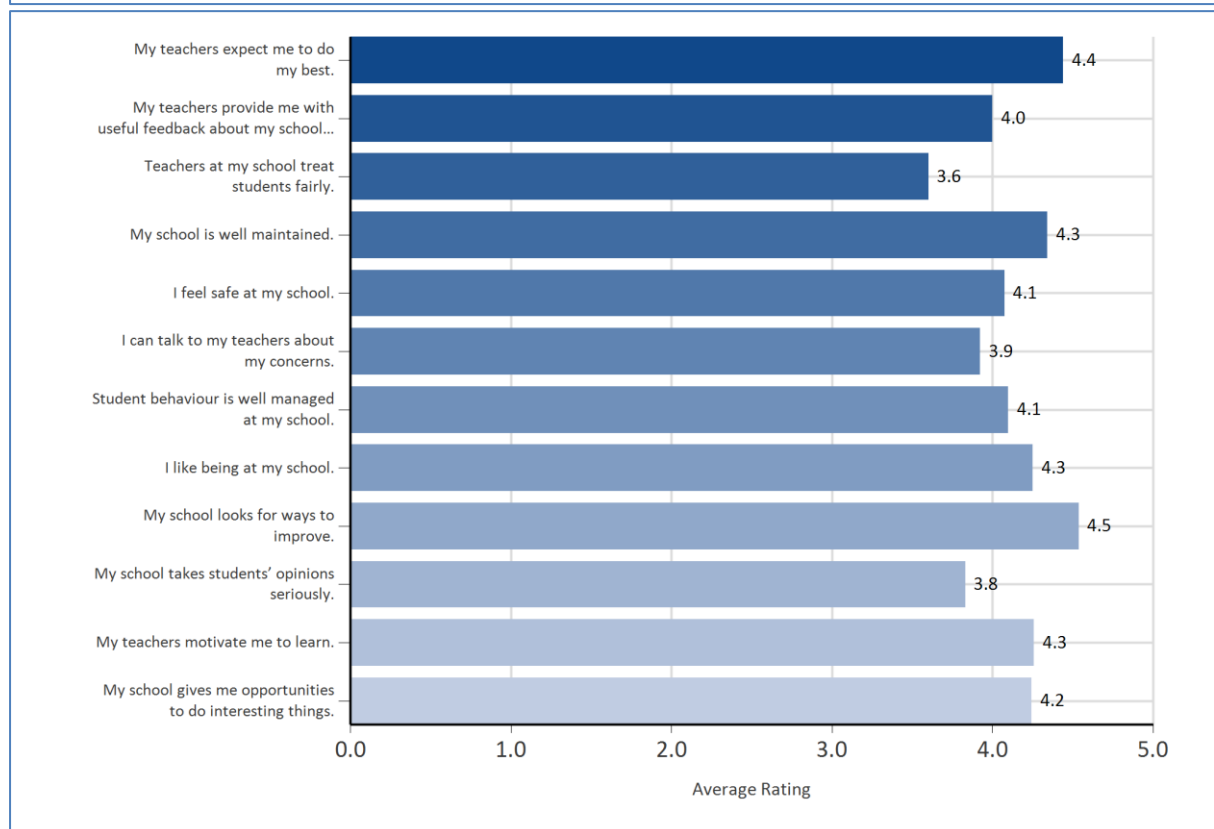
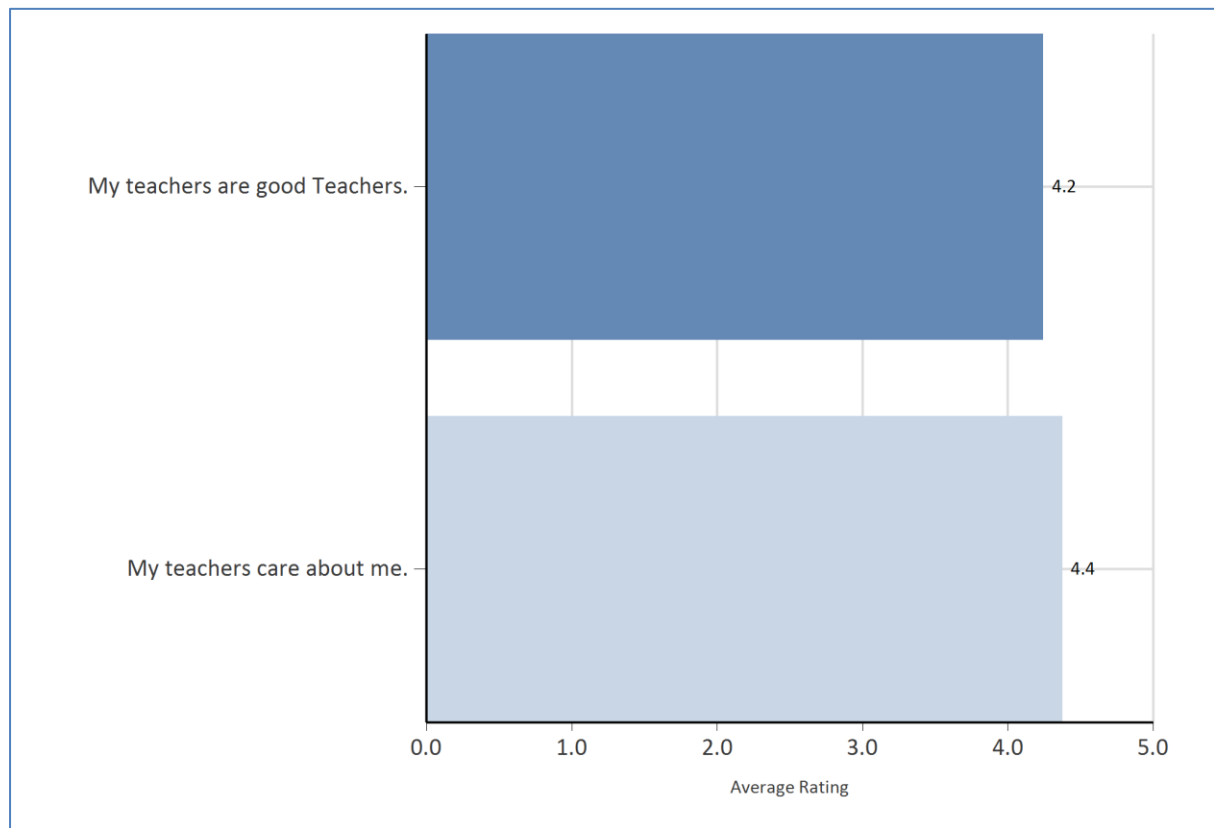
(Oct. 2016 / 70 online responses)



Staff National Schools Opinion Survey



Student National Schools Opinion Survey



Parent National Schools Opinion Survey – Individual Comments

The school and teachers have given my child the opportunities to be a leader, to public speak, to take risks, to fail and bounce back up - all self-esteem boosting and giving him the resilience and confidence to face the challenges of high school and beyond. He may not have had these opportunities in a larger school.
Our child is not an academic, so we love the focus on care, integrity and the other values.

The small numbers make it easier for children to be friends with others from different years, I think this is important to support the social development of children i.e. they learn from role model in older students and can be a role model for younger students.

The school is proactive in identifying learning challenges in children and implementing programs to support them to overcome these learning challenges.

It has a strong relationship with parents. In particular the Board and the P&C are very involved with their school and what they can do to improve it. This includes the Principal. It creates a vibrant school community and allows the parents to be a part of their child's school life.

I like the way the school teaches the kids about virtues. They promote them, discuss them, and give acknowledgement to those who display them, and allows the kids to understand how to put them into practice. This is just as important as any subject they are learning.

Fremantle Primary is a very inclusive school, as evidenced by the fact that the children are happy as well as being friends with other kids of all ages.

Fremantle Primary School ticks all the boxes of a successful learning centre. My child feels safe, supported and challenged. Fremantle has a strong sense of community and heritage and Fremantle Primary encourages this legacy well. I'm a proud Freo Primary father.

I think the assemblies are great in that they allow kids to perform or showcase their work or demonstrate their leadership - it also provides a snap shot for parents to see their kids interacting in the school setting and allows us to feel connected to their experience at school. It is also lovely to see the key speakers at assemblies really connect with the kids about the school's values

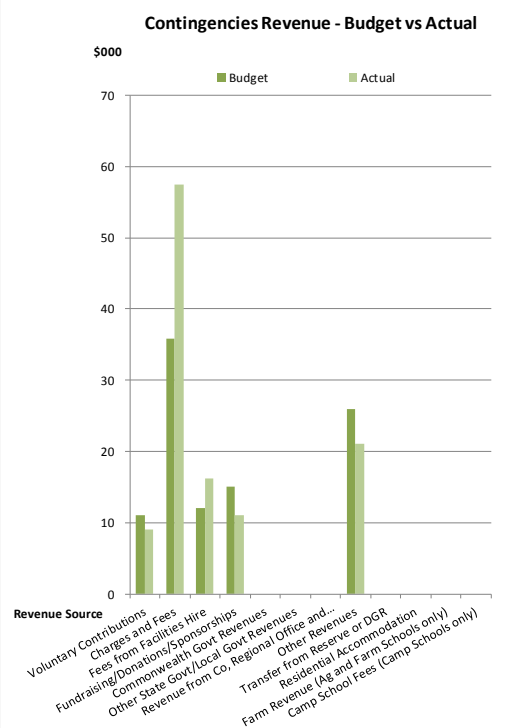
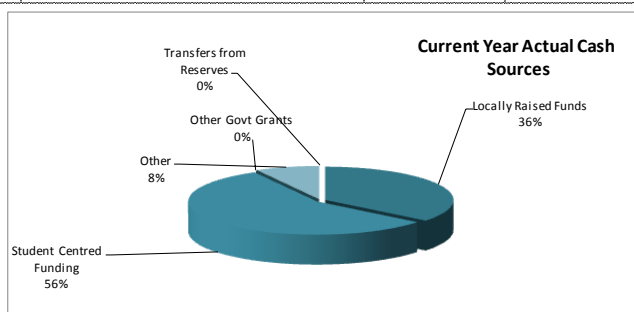


School Financial Summary

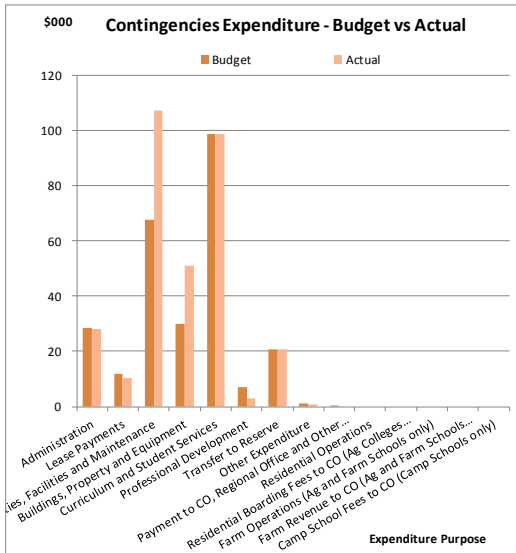
Fremantle Primary School

Financial Summary as at
31st December 2016

	Revenue - Cash	Budget	Actual
1	Voluntary Contributions	\$ 11,000.00	\$ 8,985.00
2	Charges and Fees	\$ 35,900.00	\$ 57,482.19
3	Fees from Facilities Hire	\$ 12,000.00	\$ 16,159.46
4	Fundraising/Donations/Sponsorships	\$ 15,000.00	\$ 11,042.00
5	Commonwealth Govt Revenues	\$ -	\$ -
6	Other State Govt/Local Govt Revenues	\$ -	\$ -
7	Revenue from Co, Regional Office and Other Schools	\$ -	\$ -
8	Other Revenues	\$ 26,000.00	\$ 21,149.72
9	Transfer from Reserve or DGR	\$ -	\$ -
10	Residential Accommodation	\$ -	\$ -
11	Farm Revenue (Ag and Farm Schools only)	\$ -	\$ -
12	Camp School Fees (Camp Schools only)	\$ -	\$ -
	Total Locally Raised Funds	\$ 99,900.00	\$ 114,818.37
	Opening Balance	\$ 77,188.00	\$ 77,187.89
	Student Centred Funding	\$ 138,600.00	\$ 147,544.50
	Total Cash Funds Available	\$ 315,688.00	\$ 339,550.76
	Total Salary Allocation	\$ -	\$ -
	Total Funds Available	\$ 315,688.00	\$ 339,550.76



	Expenditure	Budget	Actual
1	Administration	\$ 28,310.00	\$ 28,203.18
2	Lease Payments	\$ 12,000.00	\$ 10,245.02
3	Utilities, Facilities and Maintenance	\$ 67,700.00	\$ 107,046.88
4	Buildings, Property and Equipment	\$ 30,000.00	\$ 51,006.07
5	Curriculum and Student Services	\$ 98,490.00	\$ 98,532.36
6	Professional Development	\$ 7,100.00	\$ 3,110.28
7	Transfer to Reserve	\$ 20,850.00	\$ 20,850.00
8	Other Expenditure	\$ 1,025.00	\$ 845.03
9	Payment to CO, Regional Office and Other Schools	\$ 300.00	\$ -
10	Residential Operations	\$ -	\$ -
11	Residential Boarding Fees to CO (Ag Colleges only)	\$ -	\$ -
12	Farm Operations (Ag and Farm Schools only)	\$ -	\$ -
13	Farm Revenue to CO (Ag and Farm Schools only)	\$ -	\$ -
14	Camp School Fees to CO (Camp Schools only)	\$ -	\$ -
	Total Goods and Services Expenditure	\$ 265,775.00	\$ 319,838.82
	Total Forecast Salary Expenditure	\$ -	\$ -
	Total Expenditure	\$ 265,775.00	\$ 319,838.82
	Cash Budget Variance	\$ 49,913.00	



Cash Position as at:	
Bank Balance	\$ 81,575.98
Made up of:	-
1 General Fund Balance	\$ 19,711.94
2 Deductible Gift Funds	\$ 11,107.28
3 Trust Funds	\$ -
4 Asset Replacement Reserves	\$ 59,860.76
5 Suspense Accounts	\$ 62.00
6 Cash Advances	\$ 200.00
7 Tax Position	\$ 8,842.00
Total Bank Balance	\$ 81,575.98