

Fremantle Primary School is a school that is aware of the needs of the individual and endeavours to cater for these needs in a caring, safe and supportive environment.

2012 Annual Report

The year in review

The school has strived to strengthen its position amongst like schools with growth in NAPLAN scores noted. Students are generally achieving and/or exceeding expected results against the Index of Community Socio-Educational Advantage (ICSEA) and the school has demonstrated value adding in most of the fifteen test areas 2011-2012.

Staff are working to implement the Australian Curriculum in mathematics, english, history and science. The depth and capacity of expert curriculum leadership has enabled a continued transition through effective planned change management processes and Professional Learning.

Enrolments have slightly increased throughout the year and we currently have a student population of 241. The Early Childhood building program has increased the school's capacity and enrolments for 2013 indicate healthy student enrolment in this area.


The school will continue to strengthen working relationships with students, staff, parents and the wider community. I thank all members of the school community for their contribution; and acknowledge the commitment made by all the staff of Fremantle Primary School.

Andrew Malcolm
Principal

OUR PURPOSE

The purpose of the school is to assist students to:

1. Become independent and lifelong learners.
2. Develop skills, attitudes and knowledge in curriculum areas
3. Develop;
 - a positive self image,
 - a caring attitude towards themselves and others,
 - skills for appropriate conflict resolution,
 - an awareness and understanding of community expectations and values.



At Fremantle Primary we value:

Learning - We have a positive approach to learning and encourage it in others; we advance student learning based on our belief that all students have the capacity to learn.

Excellence - We have high expectations of our students and ourselves. We set standards of excellence and strive to achieve them. The standards and expectations challenge all of us to give of our best.

Equity - We recognise the differing circumstances and needs of our students and are dedicated to achieving the best possible outcomes for all. We strive to create workplaces and learning environments that are free of discrimination, abuse or exploitation.

Care - We treat all individuals with care. Our relationships are based on trust, mutual respect and the acceptance of responsibility. We recognise the value of working in partnership with parents, carers and the wider community in providing a quality education for our students

OUR SCHOOL COMMUNITY

Fremantle Primary has an experienced staff that are committed to improving student outcomes and dedicated to providing a stimulating learning environment. Staff include specialist Art, Music, Italian and Physical Education teachers. A staff member acts as the Learning Support Coordinator.

Our school motto is 'Learning, Fun and Friendship' and the many programs operating at the school ensure students experience all three! Special programs include instrumental music, morning fitness, leadership programs, Primary Extension and Academic Challenge, and

Fremantle Primary School is a school that is aware of the needs of the individual and endeavours to cater for these needs in a caring, safe and supportive environment.

Blueearth. Students are provided with many opportunities to be involved in community events including art displays and musical performances.

As the school is in 'the heart of Fremantle', community involvement at Fremantle Primary is important to us. Significant financial contributions from the P & C assisted in:

- the purchase of three new Interactive Whiteboards (making 13IWB's in total)
- the purchase of Literacy resources for student and staff use (library / resource centre)
- ensuring that the cost of student funded activities such as camps, excursions and graduations was family friendly

We have a School Council that meets twice a term, and an active Parents and Citizens Association that works to support the school.

Significant Events

School's Make Music

In August, our Year 6 and 7 students performed at Burswood Theatre for the Western Australian Government Schools' Make Music concert. Without the use of a backing tape or on stage leadership from the teaching staff our students thoroughly entertained the huge audience with two original pieces and a new take on a Talking Heads classic. The students performed with great confidence and represented themselves and the school brilliantly.



BER Opening

On the 24 August, a Recognition Ceremony was held to open our new ECE Centre and Art/Music Rooms. Federal Minister for Fremantle, Ms Melissa Parke MP, officially opened the buildings before many invited dignitaries and the school community.



WAPPA Performance

Our Year 6 and 7 students performed at the WA Primary Principals' Conference on Friday 22 June. The students enthralled a 300 strong audience with two original pieces. On behalf of the school community and WAPPA we would like to thank these students for what proved to be the highlight of a very good day at the Conference.



Edu-Dance Concert

A huge crowd turned up for our Edu-Dance Concert in December. This annual event showcased the talents of our students on the dance floor as well as their ability to come together as a team to achieve collective success. We acknowledge the work of Dana from Edu-Dance and thank her for getting the best out of our students in a supportive environment.



Prime Minister Visit

Several of our students and Mrs Turk had the privilege of meeting with our Prime Minister, Ms Julia Gillard. This opportunity came as a result of the fantastic work our senior students had done, under the leadership and guidance of Mrs Turk, in regards the local coastal and marine environment.

Earlier in the year, Federal Minister for Sustainability and the Environment, Mr Tony Burke, was presented with a wonderful banner made by the students of Fremantle Primary School. The banner focussed on the theme of protecting our local marine environment. The school received feedback from Mr Burke's office that reading through the messages on the banner was one of his highlights of his visit to WA.



Fremantle Primary School is a school that is aware of the needs of the individual and endeavours to cater for these needs in a caring, safe and supportive environment.

INFORMATION ABOUT STUDENT LEARNING

Whole School Performance

The information presented in this report is referenced to Like Schools (the 20 schools closest to our ICSEA – 10 schools above and 10 schools below – ICSEA from 1121 to 1147).

2012 NAPLAN Results

This table shows the percentages of students in Years 3, 5 and 7 achieving the national literacy and numeracy minimum standards for their year.

Assessment Type	Year 3	Year 5	Year 7
Numeracy	87%	100%	100%
Reading	97%	100%	100%
Writing	100%	100%	100%
Spelling	94%	100%	100%
Punctuation / Grammar	90%	100%	100%

2012 NAPLAN Results – Articulating Expectations - Whole School

The tables that follow highlight student performance referenced to like schools. Please note the following points.

- Strengths have been highlighted green (celebrations)
- Areas where students performed close to as expected are highlighted yellow.
- Areas of concern are highlighted orange.

Year 3 Numeracy (30 students)

State	Fremantle PS	Like Schools
Top 20%	27%	45%
Middle 60%	60%	51%
Bottom 20%	13%	4%

Year 3 Reading (31 students)

State	Fremantle PS	Like Schools
Top 20%	39%	41%
Middle 60%	48%	54%
Bottom 20%	13%	5%

Year 3 Writing (31 students)

State	Fremantle PS	Like Schools
Top 20%	29%	44%
Middle 60%	48%	48%
Bottom 20%	23%	8%

Year 3 Spelling (31 students)

State	Fremantle PS	Like Schools
Top 20%	26%	36%
Middle 60%	55%	58%
Bottom 20%	19%	7%

Year 3 Punctuation & Grammar (31 students)

State	Fremantle PS	Like Schools
Top 20%	37%	47%
Middle 60%	50%	48%
Bottom 20%	13%	5%

Year 5 Numeracy (26 students)

State	Fremantle PS	Like Schools
Top 20%	46%	37%
Middle 60%	54%	57%
Bottom 20%	0%	6%

Year 5 Reading (25 students)

State	Fremantle PS	Like Schools
Top 20%	32%	42%
Middle 60%	64%	52%
Bottom 20%	4%	6%

Year 5 Writing (26 students)

State	Fremantle PS	Like Schools
Top 20%	38%	38%
Middle 60%	62%	57%
Bottom 20%	0%	5%

Year 5 Spelling (25 students)

State	Fremantle PS	Like Schools
Top 20%	20%	41%
Middle 60%	76%	54%
Bottom 20%	4%	5%

Year 5 Punctuation & Grammar (25 students)

State	Fremantle PS	Like Schools
Top 20%	52%	48%
Middle 60%	44%	45%
Bottom 20%	4%	7%

Fremantle Primary School is a school that is aware of the needs of the individual and endeavours to cater for these needs in a caring, safe and supportive environment.

Year 7 Numeracy (22 students)

State	Fremantle PS	Like Schools
Top 20%	41%	46%
Middle 60%	59%	50%
Bottom 20%	0%	4%

Year 7 Reading (22 students)

State	Fremantle PS	Like Schools
Top 20%	57%	42%
Middle 60%	43%	55%
Bottom 20%	0%	4%

Year 7 Writing (22 students)

State	Fremantle PS	Like Schools
Top 20%	41%	38%
Middle 60%	50%	55%
Bottom 20%	9%	7%

Year 7 Spelling (22 students)

State	Fremantle PS	Like Schools
Top 20%	23%	40%
Middle 60%	68%	53%
Bottom 20%	9%	7%

Year 7 Punctuation & Grammar (22 students)

State	Fremantle PS	Like Schools
Top 20%	36%	39%
Middle 60%	64%	57%
Bottom 20%	0%	4%

Year 7 Society and Environment (78% of students achieved the WAMSE Standard)		
State	Like Schools	Fremantle
Top 20%	43%	38%
Middle 60%	53%	59%
Bottom 20%	4%	7%

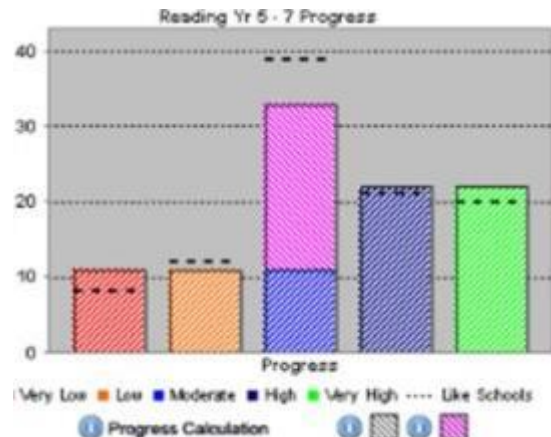
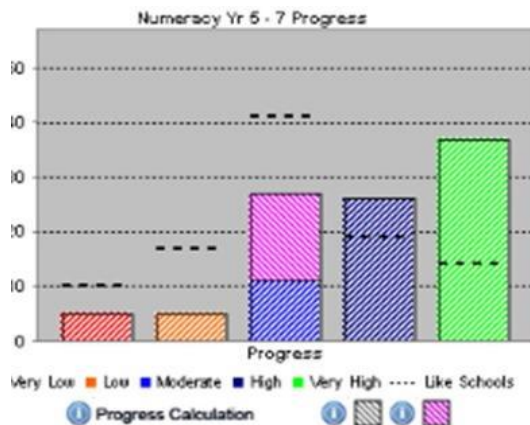
Year 7 Science (83% of students achieved the WAMSE Standard)		
State	Like Schools	Fremantle
Top 20%	39%	43%
Middle 60%	55%	48%
Bottom 20%	6%	10%

Year 5 Society and Environment (90% of students achieved the WAMSE Standard)		
State	Like Schools	Fremantle
Top 20%	41%	57%
Middle 60%	52%	43%
Bottom 20%	6%	0%

Year 5 Science (90% of students achieved the WAMSE Standard)		
State	Like Schools	Fremantle
Top 20%	43%	26%
Middle 60%	53%	74%
Bottom 20%	4%	0%

DEMONSTRATING PROGRESSION

NAPLAN testing undertaken by Year 7 students in 2012 demonstrated that most students have made significant gains in their learning from when they were last tested in 2010 as Year 5 students. The degree of high and very high progress in Reading and Maths was similar and in more cases higher than like schools. The tables below indicate the progress students are making at Fremantle Primary School. The dotted lines represent the levels of progress made at like schools.



Fremantle Primary School is a school that is aware of the needs of the individual and endeavours to cater for these needs in a caring, safe and supportive environment.

Monitoring Standards in Education (MSE)

In Term 3 2012 our Year 5 and Year 7 students sat Western Australian Monitoring Standards in Education (WAMSE) assessments. All Year 5 and Year 7 students sat both Science and Society and Environment tests. The results are pictured above and summarised below.

WHAT IS THE DATA TELLING US?

Numeracy

- Our Year 7 students performed as expected, Year 5's above expectations and Year 3's, below expectations(like schools).
- Percentage of students in Year 5 and Year 7 above the National Minimum Standard (NMS) above that of like schools
- Students` progress demonstrated from Year 3 to Year 5 was similar to like schools
- Students` progress demonstrated from Year 5 to Year 7 was above like schools
- Achieved our Numeracy Targets in Years 5 and Year 7 in regards to no students being below the National Minimum Standard(NMS)
- Percentage of students in Year 3 in the bottom and top 20% cause for concern

Reading

- Our Year 3`s and Year 5`s performed as expected (like schools), and Year 7 performed above students in like schools.
- Percentage of students above NMS above that of like schools in Years 5 and Year 7 (below in Year 3)
- NAPLAN scores in Years 3 and Year 5 have continued to climb over last 2 years
- Students` progress demonstrated from Year 3 to Year 5 was similar to like schools
- Students` progress demonstrated from Year 5 to Year 7 was above like schools
- Achieved our English targets in Years 5 and Year 7 in regards to no students being below the National Minimum Standard (NMS)

Punctuation and Grammar

- Our Year 5 and Year 7 students performed as expected, or above (like schools) Year 3 below
- NAPLAN scores in Years 3 have improved from 2011 data
- Students` progress demonstrated from Year 3 to Year 5 was similar to like schools
- Students` progress demonstrated from Year 5 to Year 7 was above like schools
- Percentage of students in Year 3 in the bottom and top 20% cause for concern

Spelling

- Our Year 5 and Year 7 students performed as expected, or above (like schools)
- Percentage Year 5 students at NMS higher than like schools
- NAPLAN scores in Years 7 have continued to climb
- Students` progress demonstrated from Year 3 to Year 5 was similar to like schools
- Students` progress demonstrated from Year 5 to Year 7 was above like schools
- Percentage of students in the top 20% for Years 5 and Year 7 a cause for concern
- Percentage of students in Year 3 in the bottom and top 20% cause for concern

Writing

- Our Year 5 and Year 7 students performed as expected (like schools)
- NAPLAN scores in Years 5 and Year 7 have continued to climb over last 2 years
- NAPLAN scores in Year 3 have declined
- Percentage of students above NMS above that of like schools in Year 5 and Year 7
- Students` progress demonstrated from Year 3 to Year 5 was similar to like schools
- Students` progress demonstrated from Year 5 to Year 7 was above like schools
- Percentage of students in Year 3 in the bottom and top 20% cause for concern

Science

- Our Year 5 and Year 7 students performed as expected mean (like schools)
- All mean scores above WA schools (as expected)
- Generally a high percentage of students in top 20% of schools
- Percentage of students in the top 20% of achievement for Year 5 a concern

Society and Environment

- Our Year 5 and Year 7 students performed as expected mean (like schools)
- All mean scores above WA schools (as expected)
- High percentage of students in top 20% of schools

Fremantle Primary School is a school that is aware of the needs of the individual and endeavours to cater for these needs in a caring, safe and supportive environment.

WHERE TO NEXT - Recommendations for the future (General)

Students identified at or below the National Minimum Standard will receive targeted support (Individual Plans, Learning Support Coordinator Teacher support).

Use 2012/13 specific school wide and cohort targets for student achievement referenced to like schools and average Australian Schools. Teacher Judgements reporting data and System Information such as NAPLAN and MSE will be used to review progress and set priorities.

Meaningful target setting will reflect:

- The 'stable' cohort of students from one assessment period to the next (to allow us to measure progress over time).
- Data collected from valid and reliable sources – NAPLAN; Monitoring Standards in Education (MSE), teacher data awareness through Performance Management, Professional Development and whole school teaching practices.
- Expectations re student achievement (like school comparisons rather than state or federal averages).
- Engage extra support for students at the NMS across the school.
- Provide a Learning Support Coordinator for half a day per week in 2013.

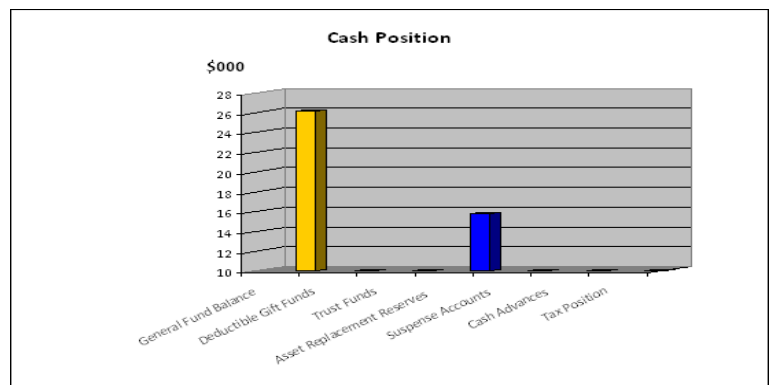
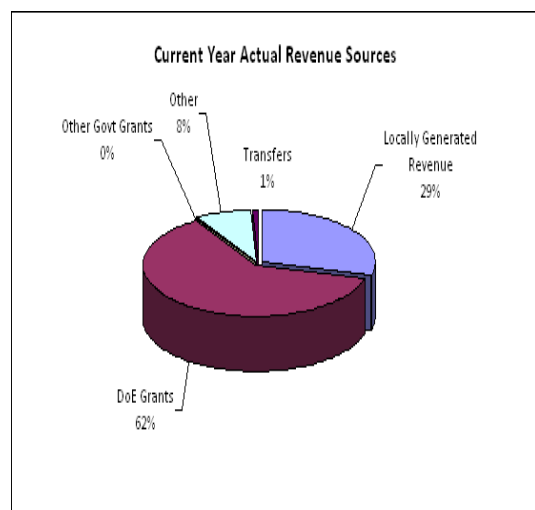
Consolidate Whole School Literacy, Numeracy, Science and History Planning. Implement Strategic and Operational planning. Utilise evidence based strategies. Continue to develop staff curriculum leaders – English, Mathematics, Science and History.

The school will sustain its focus on staff CMS training - building staff capacity in classroom management strategies, providing quality feedback through a conferencing model and continuation of a variety of cooperative learning structures to cater for different learning styles amongst our students.

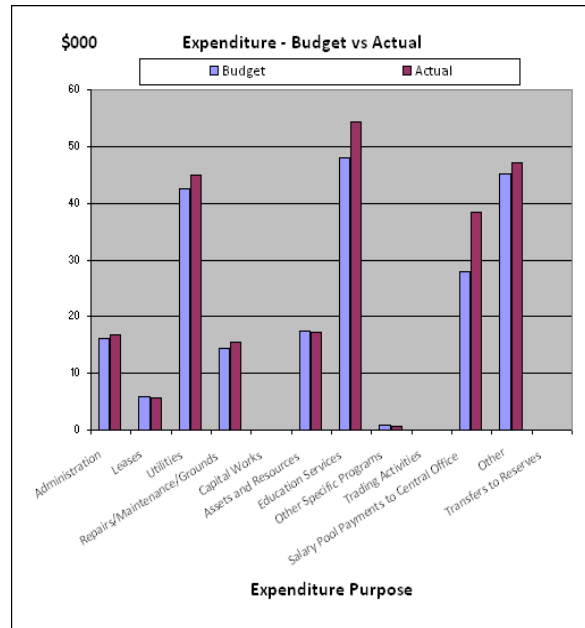
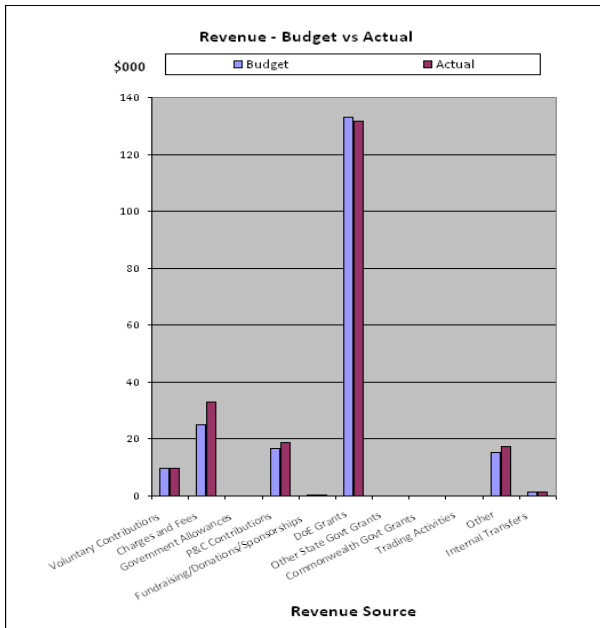
FINANCIAL INFORMATION

The total revenue available in 2012 was \$266 474.45.

	Revenue - Cash	Budget	Actual
1	Voluntary Contributions	\$ 9,789.00	\$ 9,555.00
2	Charges and Fees	\$ 25,098.00	\$ 33,044.64
3	Government Allowances	\$ -	\$ -
4	P&C Contributions	\$ 16,790.00	\$ 18,840.00
5	Fundraising/Donations/Sponsorships	\$ 466.00	\$ 465.90
6	DoE Grants	\$ 132,886.00	\$ 131,626.01
7	Other State Govt Grants	\$ -	\$ -
8	Commonwealth Govt Grants	\$ -	\$ -
9	Trading Activities	\$ -	\$ -
10	Other	\$ 15,169.00	\$ 17,225.17
11	Internal Transfers	\$ 1,485.00	\$ 1,485.00
	Total	\$ 201,683.00	\$ 212,241.72
	Opening Balance	\$ 54,233.00	\$ 54,232.73
	Total Funds Available	\$ 255,916.00	\$ 266,474.45



Fremantle Primary School is a school that is aware of the needs of the individual and endeavours to cater for these needs in a caring, safe and supportive environment.



Cash Position as at:		January 2013	
	Bank Balance	\$	41,292.05
	Made up of:	\$	-
1	General Fund Balance	\$	26,115.36
2	Deductible Gift Funds	\$	-
3	Trust Funds	\$	-
4	Asset Replacement Reserves	\$	15,748.69
5	Suspense Accounts	\$	40.00
6	Cash Advances	-\$	200.00
7	Tax Position	-\$	412.00
Total Bank Balance		\$	41,292.05

	Expenditure	Budget	Actual
1	Administration	\$ 16,179.00	\$ 16,855.16
2	Leases	\$ 5,930.00	\$ 5,580.76
3	Utilities	\$ 42,624.00	\$ 44,840.19
4	Repairs/Maintenance/Grounds	\$ 14,450.00	\$ 15,455.66
5	Capital Works	\$ -	\$ -
6	Assets and Resources	\$ 17,385.00	\$ 17,235.40
7	Education Services	\$ 48,093.00	\$ 54,312.75
8	Other Specific Programs	\$ 900.00	\$ 685.72
9	Trading Activities	\$ -	\$ -
10	Salary Pool Payments to Central Office	\$ 27,960.00	\$ 38,350.00
11	Other	\$ 45,254.00	\$ 47,043.45
	Transfers to Reserves	\$ -	\$ -
	Total	\$ 218,775.00	\$ 240,359.09

Fremantle Primary School is a school that is aware of the needs of the individual and endeavours to cater for these needs in a caring, safe and supportive environment.

ATTENDANCE

Attendance is expressed as a percentage of the total number of half days of the whole school year.

	Total Attendance (%)	
	School	State
2009	92.4	92.9
2010	93.2	92.9
2011	93.4	92.9
2012	93.9	92.3

Fremantle Primary School's attendance rate continued to improve in 2012. It is pleasing to note the continued improvement in attendance over the last four years. It is important that the staff and the school community continue to work together to ensure regular attendance rates continue to increase in 2013.

COMMUNITY SATISFACTION

Our school community was surveyed in Term 4, 2012.

- Continue the review of behaviour management policy (2013 review Bullying policy)
- Grounds improvements – oval, K - PP play space
- Newsletter improvement – to include school priority information, school progress – ongoing
- Move to an electronic Newsletter in 2013
- Revise and update School Evacuation Policy 2013
- 2013 review home/school communication processes